

CATALOG FOR LED RECESS LIGHT



LED CELLING SERIES

Tel: 86.755.86091510 www.senseled.com SAVE THESE INSTRUCTIONS AND REFER TO THEM WHEN ADDITIONS

Specifications

Part number: RL18WS

Picture:



Diagram:

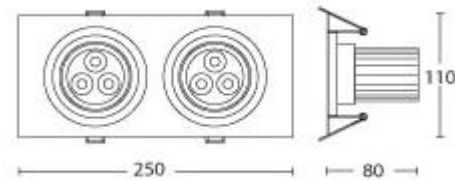


Diagram [mm]

Tech Specs

Shipping Weight: 3.00 lbs

LED Chip: 3-Watt High Power LEDs

Brightness: Warm White: 600 lumen
Cool White: 900 lumen

Number of LEDs: 6 LEDs

Rotation: Adjustable

Protection Rating: IP54

Net Weight: 1400g

Life Span: 50000 hours

Casing Color: Frosted

Color Temperature: 4000K, 5000K, 6000K

Light Color: Warm White

Cool White

Power Consumption: 18 Watts

Voltage: LED driver: 100~240VAC

Dimensions (Metric Units): L:250 x W:110 x H:80

Housing: Aluminum Alloy

Operating Temperature: -25°C ~ 50°C

Beam Angle: 40 degree

Current: 700 m A

Cover Material: Glass

Descriptions:

- 1. Incredibly bright**, the High Power LED Recess Light is the perfect way to modernize your home or business by saving loads of money on your energy and maintenance costs.
2. Sprinkle your space with efficiency and class - install a recessed lighting system built around our High Power LED Recess Lights.
3. Seamlessly integrate some truly unobtrusive recessed lighting into your next design project.
4. Light direction can be adjusted.
5. Comes with LED driver.

CATALOG FOR LED RECESS LIGHT



LED CELLING SERIES

Tel: 86.755.86091510 www.senseled.com SAVE THESE INSTRUCTIONS AND REFER TO THEM WHEN ADDITIONS

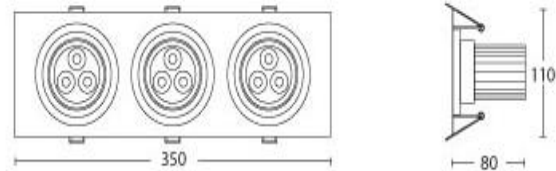
Specifications

Part number: RL27W

Picture:



Diagram:



Dimensions (mm)

Tech Specs

Shipping Weight: 4.00 lbs

LED Chip: 3-Watt High Power LEDs

Brightness: Warm White: 900 lumen

Cool White: 1350 lumen

Number of LEDs: 9 LEDs

Rotation: Adjustable

Protection Rating: IP54

Net Weight: 2000g

Life Span: 50000 hours

Casing Color: Frosted

Color Temperature: 4000K, 5000K, 6000K

Light Color: Warm White

Cool White

Power Consumption: 27 Watts

Voltage: LED driver: 100~240VAC

Dimensions (Metric Units): L:350 x W:110 x H:80

Housing: Aluminum Alloy

Operating Temperature: -25°C ~ 50°C

Beam Angle: 40 degree

Current: 700 m A

Cover Material: Glass

Descriptions:

- 1. Incredibly bright**, the High Power LED Recess Light is the perfect way to modernize your home or business by saving loads of money on your energy and maintenance costs.
2. Sprinkle your space with efficiency and class - install a recessed lighting system built around our High Power LED Recess Lights.
3. Seamlessly integrate some truly unobtrusive recessed lighting into your next design project.
4. Light direction can be adjusted.
5. Comes with LED driver.

CATALOG FOR LED RECESS LIGHT



LED CELLING SERIES

Tel: 86.755.86091510 www.senseled.com

SAVE THESE INSTRUCTIONS AND REFER TO THEM WHEN ADDITIONS

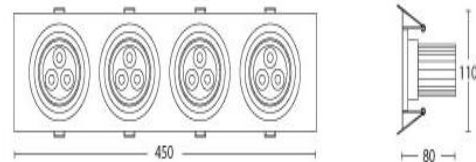
Specifications

Part number: RL36W

Picture:



Diagram:



Dimensions [mm]

Tech Specs

Shipping Weight: 5.00 lbs

LED Chip: 3-Watt High Power LEDs

Brightness: Warm White: 1200 lumen
Cool White: 1800 lumen

Number of LEDs: 12 LEDs

Rotation: Adjustable

Protection Rating: IP54

Net Weight: 2500g

Life Span: 50000 hours

Casing Color: Frosted

Color Temperature: 4000K, 5000K, 6000K

Light Color: Warm White

Cool White

Power Consumption: 36 Watts

Voltage: LED driver: 100~240VAC

Dimensions (Metric Units): L:450 x W:110 x H:80

Housing: Aluminum Alloy

Operating Temperature: -25°C ~ 50°C

Beam Angle: 40 degree

Current: 700 m A

Cover Material: Glass

Descriptions:

- 1. Incredibly bright**, the High Power LED Recess Light is the perfect way to modernize your home or business by saving loads of money on your energy and maintenance costs.
2. Sprinkle your space with efficiency and class - install a recessed lighting system built around our High Power LED Recess Lights.
3. Seamlessly integrate some truly unobtrusive recessed lighting into your next design project.
4. Light direction can be adjusted.
5. Comes with LED driver.